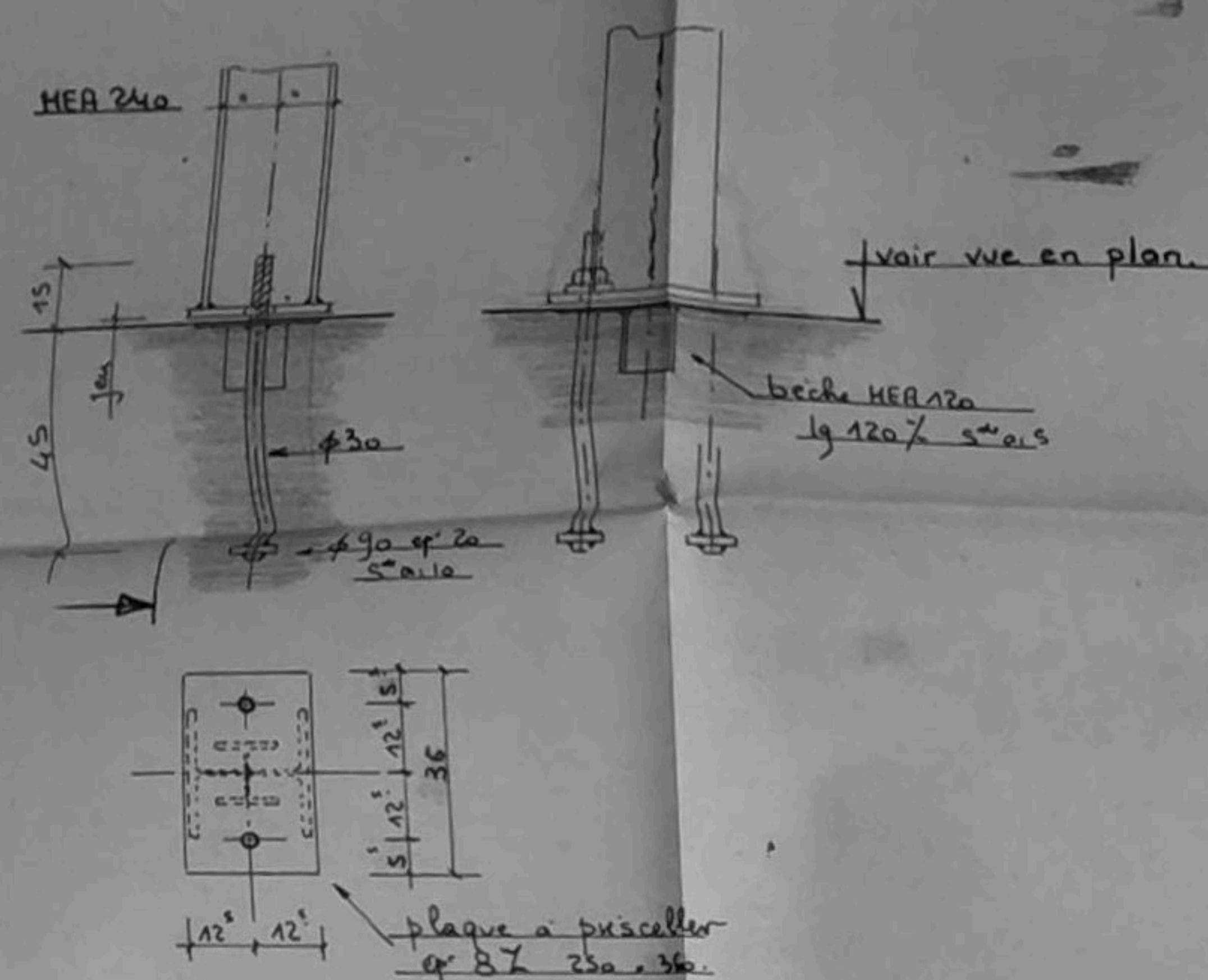
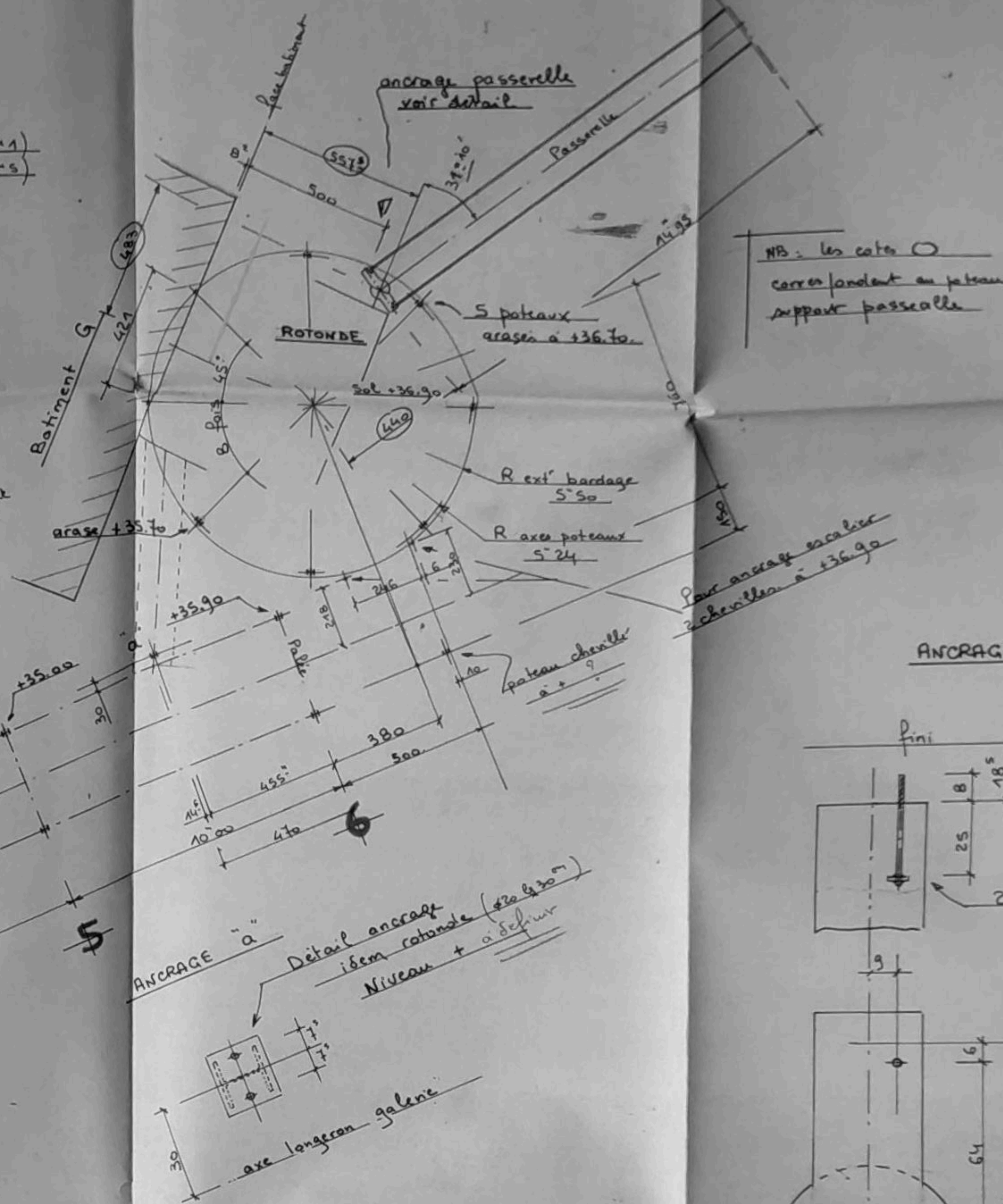


A1 à A6 B1 à B6

[illegible]

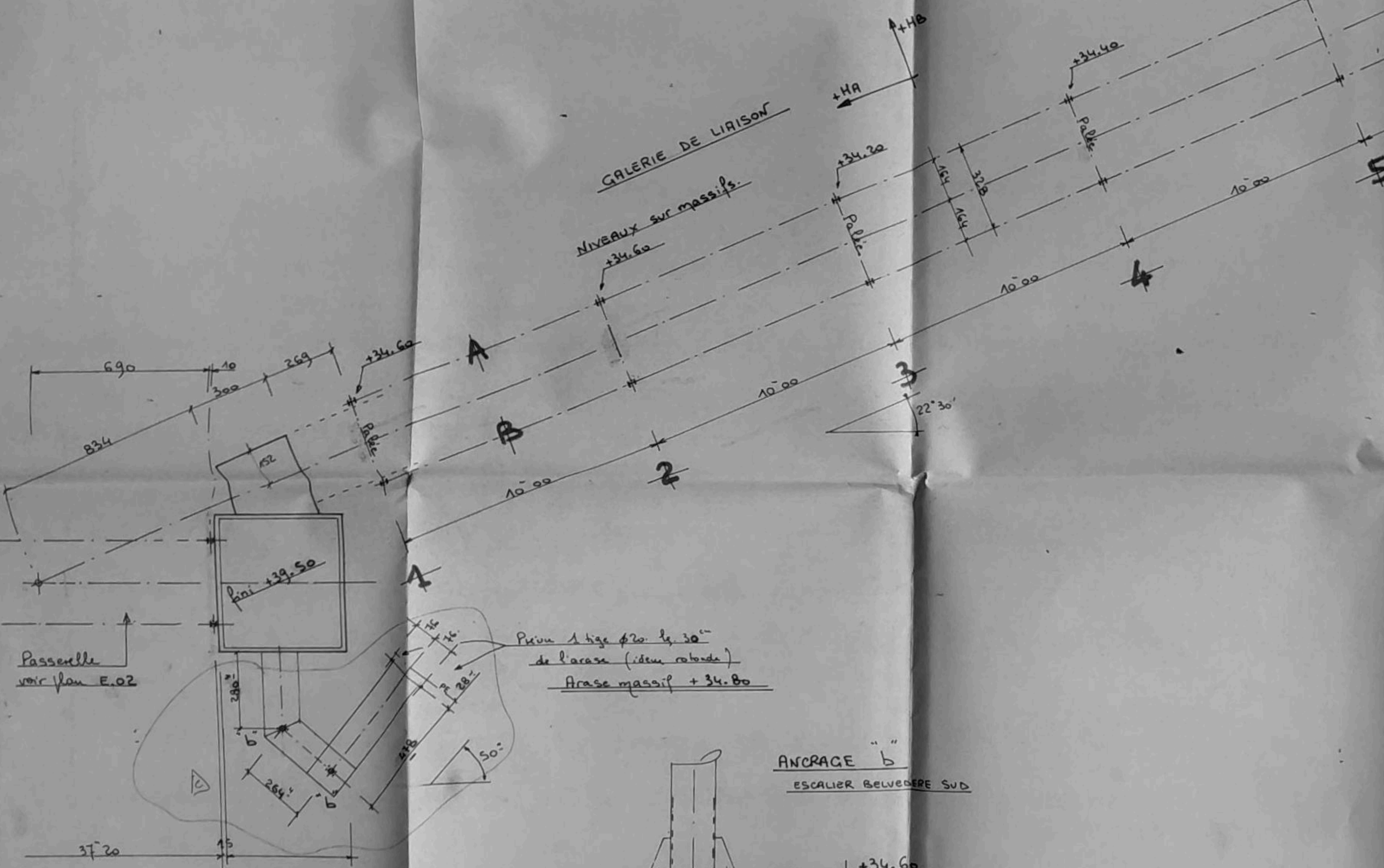
Technical drawing of a mechanical part, showing a cross-section and a side view.

Dimensions:

- Top view (cross-section):
 - Overall width: 40.96
 - Inner width: 25
 - Distance from inner width to centerline: 8
 - Distance from centerline to outer edge: 18
- Side view:
 - Overall height: 140
 - Distance from bottom to centerline: 64
 - Distance from centerline to top: 64
 - Distance from bottom to inner hole center: 6
 - Distance from top to inner hole center: 6

Labels:

- A. p. u. s. c. e. l. l. e. r* (likely a reference to a standard or material)
- 2 x 20 + rondelle* (likely a reference to a standard or material)
- 10 or 10 s. a. u.* (likely a reference to a standard or material)
- axe passeuse* (likely a reference to a standard or material)



ANCORAGE "b"

ESCALIER BELVEDERE SUD

4 ϕ 20
(idem coté)

12

+34.60

30

13 13

orientation ancrages
voir vue en plan

33 26 33

[illegible]

S.M.S.L BRIENS LAMOUREUX
CONSTRUCTIONS METALLIQUES
B.P. 39
50180 AGNEAUX
TEL: 33.05.21.58 FAX: 33.66.13.89 TELEX: 170462 F

MAITRE D'OUVRAGE
UNIVERSITE PARIS 8

CHANTIER UNIVERSITE DE PARIS 8 CRETEIL
OPERATION CAMPUS.ETE 92

DESIGNATION

IMPLANTATION

GAUVERIE DE LIAISON & ROTONDE

FORMAAT	LOBBIE	N° AFFAIRE	EMETTEUR	TYPE	N° D'ORDRE	REV.
AQ	1/100 1/4	826759	Bc.	PE	E.01	7