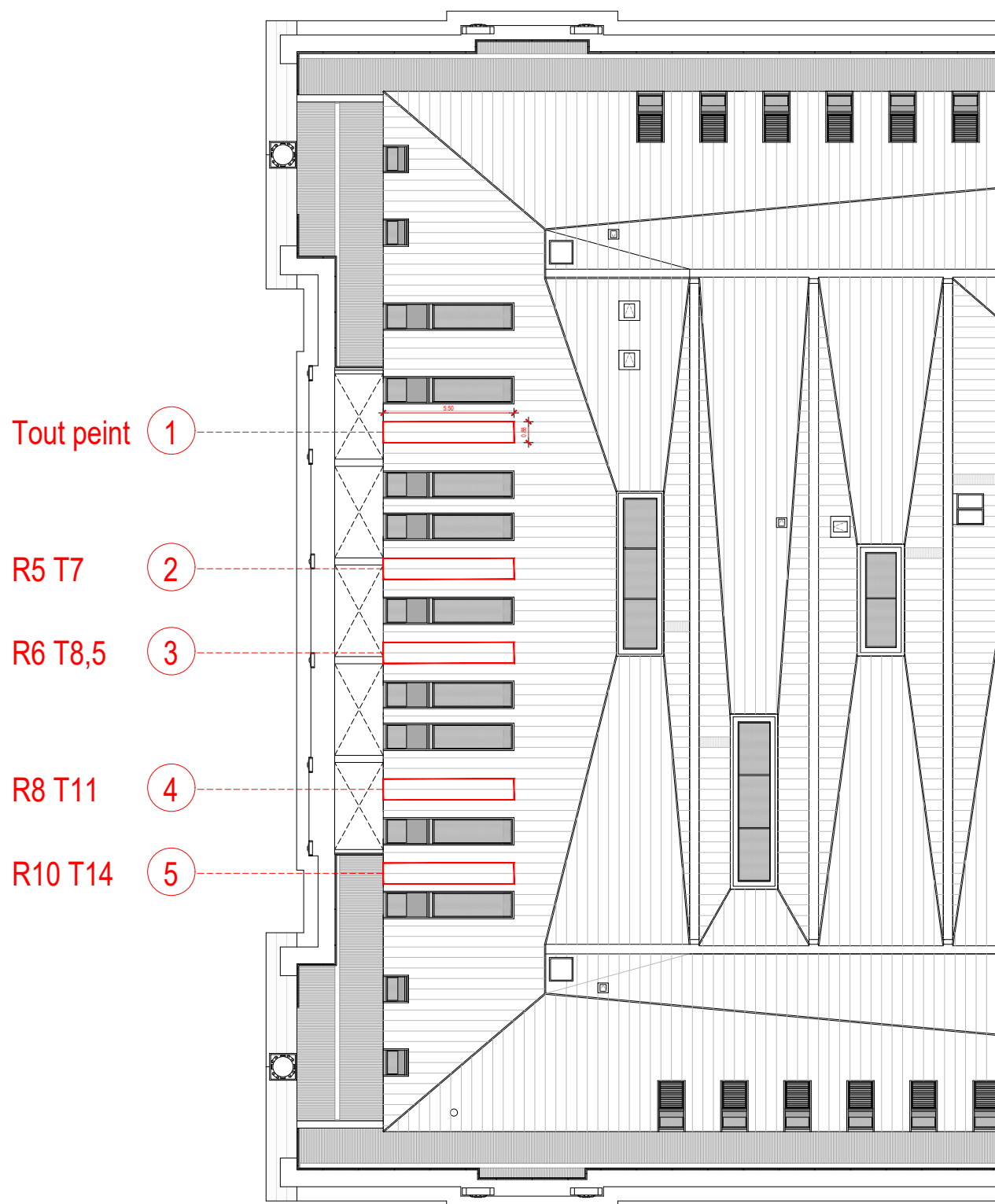



 Surfaces à peindre



Échantillons peinture


R
5
T
7




ESCALA | SCALE | ÉCHELLE 1:1

R 5 mm

T 7 mm

 46 %

R
6
T
8,5




ESCALA | SCALE | ÉCHELLE 1:1

R 6 mm

T 8,5 mm

45 %


R
8
T
11



ESCALA | SCALE | ÉCHELLE 1:1


R 8 mm

T 11 mm

 48 %

-
-
-
-
-
-

R
10
T
14



ESCALA | SCALE | ÉCHELLE 1:1

R 10 mm

T 14 mm

💡 46 %

